


木托盘压机生产线 Compressed pallet production line



模压机主要适用于模压成型压滤机上的塑料压滤板以及模压木托盘，压机采用八面滑块导向机构，极大地提高了工作台的平整度，与传统的四导柱压机相比，具有造价低、操作简单和维护方便等优点。属于单层压机，一般均带有模具，工作台可制成加热或不加热。其框架式结构，强度高，上置式油缸及油箱，实现快速下降，布局合理，使用安全可靠。


Molding machine is mainly suitable for making the plastic plate in the filter board and moulded wooden pallets. It is belonged to the single veneer press. generally with a mold, the working table can be made of heating or un-heating. The framed is structured. with high strength, and the layout design is reasonable, which can used safely and reliable.



技术参数 Technical Data

型号/Type	总压力/Total pressure(KN)	油缸直径/Diameter of the main oil cylind (mm)	油缸数量/Quantity of the main oil cylind	幅面尺寸/size
SBMP-500	5000	Φ500	1	1800 × 1800 or customized
SBMP-1500	15000	Φ440	4	2200 × 2200 or customized
SBMP-1700	17000	Φ460	4	2300 × 2600 or customized
SBMP-2500	25000	Φ560	4	2600 × 2600 or customized

单层 / 多层压机 Single / Multi layers door skin press




技术参数 Technical Data

型号/Type	总压力/Total pressure(KN)	油缸直径/Diameter of the main oil cylind (mm)	油缸数量/Quantity of the main oil cylind	幅面尺寸/size	层数/ layers
SBDSP-900	9000	Φ280	6	3 × 7. 4 × 8 or customized	1-12
SBDSP-1200	12000	Φ320	6		
SBDSP-1400	14000	Φ340	6		

普通多层压机主要适用于细木工板\生态板、多层胶合板的贴面生产，并可压制高光三聚氰胺表面。多层压机的主要特点是层数多，一次可以压贴四到十几张板。对于压贴周期比较长的产品来说，多层压机的效率比单层压机更好，速度也更快。但是由于不带有自动进出料系统，所以压机更多依赖人工操作，我厂可配备自动进出料系统。

Ordinary multi-layer press is mainly suitable for the production of wood panels, laminated-board, multilayer plywood, and can produce the high-glossy board. The main feature of the multilayer press is the number of layers. one can press 4 to a dozen. Because it does not have an automatic feeding in/out system in its standard style, so, the press is more dependent on manual operation. But, if required, we can supply the automatic feeding in/out system to customers.

线条模压机 Line molding machine



线条模压机也称之为线条机，配合各式模具可以生产出多种多样，形式各异的门套线和踢脚线，类别可归属于下置式单贴面压机，广泛应用于各装饰 / 装潢领域。

Line molding machine is also called line machine, mainly used for the molded door skin frame and the skirting line. it is be longed to underneath style single veneer hot press.

技术参数 Technical Data

型号/Type	总压力/Total pressure(KN)	油缸直径/Diameter of the main oil cylind (mm)	油缸数量/Quantity of the main oil cylind	幅面尺寸/size
SBYJ-T150	1500	Φ280	1	500 × 500, 600 × 600
SBYJ-T200	2000	Φ320	1	500 × 500, 600 × 600
SBYJ-T250	2500	Φ360	1	500 × 500, 600 × 600
SBYJ-T300	3000	Φ400	1	500 × 500, 600 × 600
SBYJ-T350	3500	Φ420	1	500 × 500, 600 × 600
SBYJ-T600	6000	Φ400	2	2 × 4'
SBYJ-T700	7000	Φ420	2	2 × 4'
SBYJ-T1400	14000	Φ420	4	4 × 4'
SBYJ-T1600	16000	Φ450	4	4 × 4'